

TOYOTA





**MAKE:** TOYOTA **TYPE:** 4 Runner (4<sup>th</sup> Generation)

**MODEL:** GRN215, KDN215, TRN215 **YEAR:** 2003 - 2009

**DETAIL:** 4.0L V6 Petrol, 4.7L V8, 3.0L Diesel



TOY-91

| FRONT   |  | QTY | PART NUMBER                            | REAR   |  | QTY | PART NUMBER                            |
|---|--|-----|--|--|--|-----|--|
| <b>COIL SPRING</b>  |  |     | <b>Price Code</b><br>(if applicable) ↘ | <b>COIL SPRING</b>   |  |     | <b>Price Code</b><br>(if applicable) ↘ |
|    |  |     |  |    |  |     |  |
| <b>4.0L V6 Petrol, 3.0L Diesel</b>  |  |     |  | Linear Rate<br>Raised Height (45mm Lift)   |  | 1   | <b>C59-325 (B)</b>                     |
| Linear Rate<br>Raised Height (45mm Lift)  |  | 1   | <b>C59-300 (B)</b>                     | Linear Rate<br>Raised Height (45mm Lift)<br>100 - 300Kg to GVM                       |  | 1   | <b>C59-327 (B)</b>                     |
| <b>4.7L V8</b>  |  |     |  | Linear Rate<br>Raised Height (45mm Lift)<br>Extra Heavy Duty<br>300 - 400Kg to GVM   |  | 1   | <b>C59-329 (B)</b>                     |
| Linear Rate<br>Raised Height (45mm Lift)  |  | 1   | <b>C59-302 (B)</b>                     |  |  |     |  |
| <b>SHOCK ABSORBER</b>   |  |     |  | <b>SHOCK ABSORBER</b>  |  |     |  |
|  |  |     |  |  |  |     |  |
| Heavy Duty Twin Tube Gas  |  | 2   | <b>GS59-221</b>                        | Heavy Duty Twin Tube Gas   |  | 2   | <b>GS59-637</b>                        |